



EASY THREE CHORD UKULELE SONGBOOK

**A songbook with only
C, F, G, G7, Am7 and Am
chords**

Link to Free Play Along - <https://youtu.be/9NoV1vwqiYI>

Become a sponsor and get the complete play along series - <https://www.patreon.com/posts/43145857>

www.patreon.com/theukulelefool

[Do the 3 chord song challenge for November 2020 –](#)

- 1) Make a video and post it to your social media- Instagram, Facebook, or Reddit, or join the Ukulele Fool Private Group on Facebook.
- 2) Include the hashtag #theukulelefool3chord with your performance.
- 3) Do as many performances as possible in November. If you do 5 different songs, you will be entered in the drawing for 4 private lessons. There will be two winners.

TABLE OF CONTENTS

I've Got Peace Like a River	1
I'll Fly Away	2
You Are My Sunshine	3
Bye Bye Love.....	4
Someone to Watch Over Me	5
Feelin' Groovy.....	7
Love is a Rose	8
Keep on the Sunny Side	9
Forever Young	10
Ghost Riders in the Sky.....	11
Bad Moon Rising	12

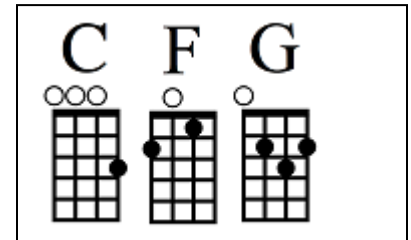
I'VE GOT PEACE LIKE A RIVER

Arrangement by Lisa Kljaich - Full Tutorial - <https://youtu.be/NxmRIRrUhI4>

Play with Downstrums – Starting Vocal pitch – open C string

Intro – [C] [C] [C]

[C] I've got [C] peace [C] like a [C] river,
 [C] I've got [F] peace [F] like a [C] river,
 [C] I've got [C] peace [C] like a [C] river
 [C] In my [G]soul. [G] [G] [G]



I've got [C] peace [C] like a [C] river,
 [C] I've got [F] peace [F] like a [C] river,
 [C] I've got [C] peace [C] like a [G] river
 [G] In my [C]soul. [C] [C] [C]

I've got [C] love [C] like the [C] ocean,
 [C] I've got [F] love [F] like the [C] ocean,
 [C] I've got [C] love [C] like the [C] ocean
 [C] In my [G]soul. [G] [G] [G]

C	C	C	C
F	F	C	C
C	C	C	C
G	G	G	G
C	C	C	C
F	F	C	C
C	C	G	G
C	C	C	C

Each cell = 1 beat = 1
down strum

I've got [C] love [C] like the [C] ocean,
 [C] I've got [F] love [F] like the [C] ocean,
 [C] I've got [C] love [C] like the [G] ocean
 [G] In my [C]soul. [C] [C] [C]

I've got [C] joy [C] like a [C] fountain,
 [C] I've got [F] joy [F] like a [C] fountain,
 [C] I've got [C]joy [C] like a [C] fountain
 [C] In my [G]soul. [G] [G] [G]

I've got [C] joy [C] like a [C] fountain,
 [C] I've got [F] joy [F] like a [C] fountain,
 [C] I've got [C] joy [C] like a [G] fountain
 [G] In my [C]soul. [C] [C]

I'LL FLY AWAY

By Albert E. Brumley

Arrangement by Lisa Kljaich - Full Tutorial – <https://youtu.be/ZDBNSIERFok>

Starting Vocal Pitch – open G string – octave lower

Cowboy Strum – played throughout

Intro – Easy – patterns of Cowboy Strum - G G G G C C C C

Intro – Harder – patterns of Cowboy Strum – G G G G C F C C

[C] Some bright morning when this life is over [F] I'll fly a -[C] way

[C] To that home on God's celestial shore [G] I'll fly a -[C] way

Cowboy Strum	
↓	↓↑
1	2 +

Chorus:

[C] I'll fly away, oh Glory, [F] I'll fly a- [C] way (in the morning)

[C] When I die, hallelujah by and by, [G] I'll fly a- [C] way

[C] When the shadows of this life have gone, [F] I'll fly a- [C] way

[C] Like a bird from these prison walls I've flown [G] I'll fly a- [C] way

Chorus

[C] Oh how glad and happy when we meet, [F] I'll fly a- [C] way

[C] No more cold iron shackles on my feet, [G] I'll fly a- [C] way

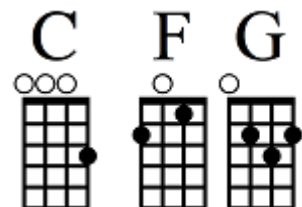
Chorus

[C] Just a few more weary days and then, [F] I'll fly a- [C] way

[C] To a land where joy shall never end, [G] I'll fly a- [C] way

Chorus

Outro [G] I'll fly a- [C] way [C] [C/]



VERSES AND CHORUS

Each cell = 1 Cowboy Strum, or 2 beats

C	C	C	C	C	C	C	C
F	F	F	F	C	C	C	C
C	C	C	C	C	C	C	C
G	G	G	G	C	C	C	C

YOU ARE MY SUNSHINE

by Jimmie Davis and Charles Mitchell – 1939

Arrangement by Lisa Kljaich – Full Tutorial - <https://youtu.be/pBkd4f92-Bs>

Island Strum or Cowboy Strum Starting Vocal Pitch – open G string one octave lower

Intro – [C] [G7] [C] C/

Chorus - You are my [C] sunshine, my only sunshine,
You make me [F] happy when skies are [C] gray
You'll never [F] know, dear, how much I [C] love you.
Please don't take my [G7] sunshine a-[C] way.

The other [C] night, dear, as I lay sleeping,
I dreamt I [F] held you in my [C] arms
When I a-[F] woke, dear, I was mis-[C] taken,
So I hung down my [G7] head and I [C] cried.

Chorus

I'll always [C] love you and make you happy
If you will [F] only say the [C] same
But if you [F] leave me to love [C] another
You'll regret it [G7] all some [C] day

Chorus

You told me [C] once dear, you really loved me
And no one [F] else dear, could come be- [C]tween
But now you've [F] left me and love a- [C]nother
You have shattered [G7] all of my [C] dreams

Chorus

Outro - Please don't take my [G7] sunshine a-[C] way. C/

Each cell = 1 Island Strum, or 2 Cowboy Strums

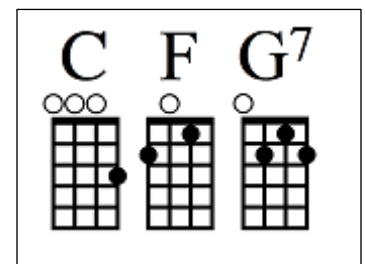
C	C	C	C
F	F	C	C
F	F	C	C
C	G7	C	C

Cowboy Strum

↓ ↓↑
1 2 +

Island Strum

↓ ↓↑ ↑↓↑
1 2 + 3 +4 +



BYE BYE LOVE

By Boudleaux Bryant, Felice Bryant - 1957

Arrangement by Lisa Kljaich – Full Tutorial - <https://youtu.be/R9L9Qg2i-ZU>

Cowboy strum ↓ ↓↑ - The first ↓ is a partial strum. Only play the G and C strings.

1 2 +

Starting vocal pitch = F (first fret of E string)

Intro – [C] [C] [C] [C]

Chorus: [F] Bye bye [C] love [F] Bye bye [C] happiness,
 [F] hello [C] loneliness I think I'm-a [G] gonna [C] cry-y
 [F] Bye bye [C] love [F] Bye bye [C] sweet caress,
 [F] hello [C] emptiness I feel like [G] I could [C] di-ie
 [C] Bye bye my [G] love [C] goodbye-eye [C] [C/]

There goes my [G] baby with-a someone [C]new
 [C] She sure looks [G] happy, I sure am [C] blue
 [C] She was my [F] baby till he stepped [G] in
 [G] Goodbye to romance that might have [C] been [C] 3x

Chorus

I'm-a through with [G] romance, I'm a-through with [C] love
 I'm through with [G] countin' the stars a- [C] bove
 And here's the [F] reason that I'm so [G] free
 My lovin' baby is through with [C] me [C] 3x

Chorus 2x

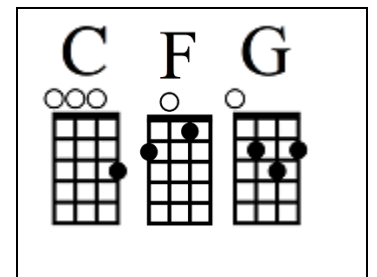
Outro: [F] Bye bye [C] love [C] – Repeat 3x
 Bye bye my [G] love good [C] by-eye [C] [C/]

Chorus – Each cell = 1
 Cowboy Strum

F	F	C	C	F	F	C	C
F	F	C	C	C	G	C	C
F	F	C	C	F	F	C	C
F	F	C	C	C	F	C	C
C	G	C	C	C	C/		

Verse

G	G	G	G	C	C	C	C
G	G	G	G	C	C	C	C
F	F	F	F	G	G	G	G
G	G	G	G	C	C	C	C



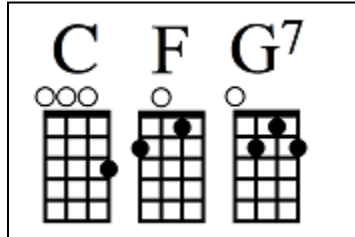
SOMEONE TO LAVA

by James Ford Murphy - 2015

Arrangement by Lisa Kljaich – The Ukulele Fool - Full Tutorial - <https://youtu.be/Bb9oqkF0niU>

Strumming Pattern

↓ ↓↑↓↑↓↑
1 2+ 3+ 4+



Starting vocal
pitch = Open C
string

Intro: CCCC G7 G7 G7 G7 FFFF CC G7 G7 G7 G7

Verse 1: [C] A long, long time ago, [G7] there was a volcano
[F] Living all alone, in the [C] middle of the [G7] sea
[C] He sat high above his bay, [G7] watching all the couples play
[F] and wishing that, [C] he had someone [G7] too.
[C] And from his lava came, this [G7] song of hope
that he sang out [F] loud every day, [C] for years and [G7] years.

Chorus: [F] I have a dream, I [C] hope will come true,
that [G7] you're here with me and [C] I'm here with you
[F] I wish that the earth, sea, and the [C] sky up above
will [F] send me [G7] someone to [C] lava

Verse 2: [C] Years of singing all alone, [G7] turned his lava into stone,
[F] until he was on the [C] brink of extincti[G7] on.
[C] But little did he know that [G7] living in the sea below
[F] another volcano was [C] listening to his [G7] song.
[C] Every day she heard his tune, [G7] her lava grew and grew
[F] Because she believed his [C] song was meant for [G7] her.
[C] Now she was so ready to [G7] meet him above the sea
[F] As he sang his song of hope [C] for the last [G7] time.

Chorus

Verse 3: [C]Rising from the sea below [G7] stood a lovely volcano
[F] looking all around but [C] she could not see [G7] him.

5

Verse 1 & 3 - repeat
3 time

Verse 2 – repeat 4
times

Verse 4 – repeat 2
times

C	C	G 7	G 7	
F	F	C	G 7	G 7

Chorus

F	F	C	C
G7	G 7	C	C
F	F	C	C
F	G 7	C	C

Each cell = 4 beats

or

1 strumming pattern

He [C] tried to sing to let her know that [G7] she was not alone,
but [F] with no lava his [C] song was all [G7] done.

[C] He filled the sea with his tears
[G7] And watched his dreams disappear
[F] as she remembered what his [C] song meant to [G7] her

Chorus

Verse 4: [C] Oh they were so happy to fina [G7] lly meet above the sea
and [F] all together now their [C] lava grew and [G7] grew.
[C] No longer are they alone with [G7] Aloha as their new home
and [F] when you visit them, [C] this is what they [G7] sing

Final Chorus

[F] I have a dream, I [C] hope will come true,
that [G7] you will grow old with me and [C] I will grow old with you
[F] We thank the earth, sea, and the [C] sky we thank too

Outro:

[F] I [G7] lava [C] you
[F] I [G7] lava [C] you

FEELIN' GROOVY

By Paul Simon 1966 – Arrangement by Lisa Kljaich – The Ukulele Fool

Full Tutorial - <https://youtu.be/FepR-UJFQ3Y>

Strumming Patterns

Basic

Extra Spice - Switch to G chord on 2nd upstrum

↓ ↓↑ ↓ ↓↑ ↓↑ ↓↑ ↑↓↑
1 2+ 3 4+ 1+ 2+ 3 +4+

Starting vocal pitch – open E string

Each chord gets either half of a basic strum, or half of an extra spice strum.

Intro: [C] [G] [Am7] [G] – 2x

[C] Slow [G] down you [Am7] move too [G] fast
[C] You gotta [G] make the [Am7] morning [G] last
[C] Kickin' [G] down the [Am7] cobble [G] stones
[C] Looking for[G] fun and [Am7] feeling' [G] groovy

[C] [G] [Am7] [G]

Babada [C] Da da [G] Da da [Am7] feelin' [G] groovy,
[C] Da da [G] Da da [Am7] feelin' [G] groovy

[C] Hello [G] lamp post, [Am7] whatcha [G] knowing?
[C] I've come to [G] watch your [Am7] flowers [G] growin'
[C] Ain't cha [G] got no [Am7] rhymes for [G] me?
[C] Dootin [G] doo doo [Am7] feeling [G] groovy

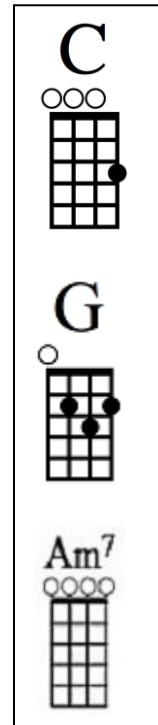
[C] [G] [Am7] [G]

Babada [C] Da da [G] Da da [Am7] feelin' [G] groovy,
[C] Da da [G] Da da [Am7] feelin' [G] groovy

I've got [C] no deeds to [G] do, no [Am7] promises to [G] keep
[C] I'm dappled and [G] drowsy and [Am7] ready to [G] sleep
Let the [C] morning time [G] drop all its [Am7] petals on [G] me
[C] Life, I [G] love you, [Am7] all is [G] groovy

[C] [G] [Am7] [G] - repeat 4 times

Babada [C] Da da [G] Da da [Am7] feelin' [G] groovy - repeat 3 times and fade
[G] G/



LOVE IS A ROSE

Neil Young - 1975, as sung by Linda Ronstadt,

Arrangement by Lisa Kljaich – The Ukulele Fool – Full Tutorial - <https://youtu.be/HAMHCutZWpY>

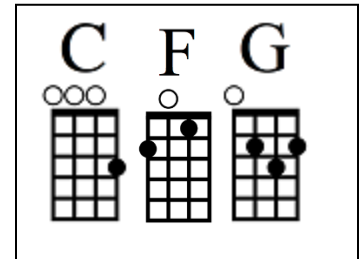
Cowboy strum ↓ ↓↑ - The first ↓ is a partial strum. Only play the G and C strings.

Starting vocal pitch – open E string

Intro: C C F C C C G C

Chorus

[C] Love is a rose but you [F] better not [C] pick it
 [C] It only grows when it's [G] on the [C] vine
 [C] A handful of thorns and you'll [F] know you've [C] missed it
 [C] You lose your love when you [G] say the word [C] mine



[F] I want to see what's [C] never been seen
 [G] I want to live that [C] age old dream
 [F] Come on lads we can [C] go together
 Let's [G] take the best right [C] now
 [G] Take the best right [C] now

Chorus

[F] I wanna go to an [C] old hoe-down
 [G] Long ago in a [C] western town
 [F] Pick me up but my [C] feet are dragging
 [G] Give me a lift and I'll hay your [C] wagon

Chorus

Outro: Mine, mine, mine, mine

[C] Love is a rose, [F] [C] love is a rose [G] [C] 2x (single strum on last C)

Each cell = 2 beats = 1 Cowboy Strum

Chorus

C	C	F	C
C	C	G	C
C	C	F	C
C	C	G	C

Verse

F	F	C	C
G	G	C	C
F	F	C	C
C	C	C	C

KEEP ON THE SUNNY SIDE

by Ada Blenkhorn lyrics, J. Howard Entswisle, music - 1899

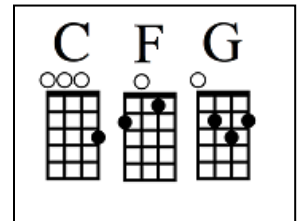
Arrangement by Lisa Kljaich – The Ukulele Fool - Full Tutorial https://youtu.be/s6_MxWNBa5w

↓ ↓↑

1 2+ Cowboy Strum Starting Pitch = open C string

Each occurrence of the strum pattern is embedded in the lyrics.

Intro: [C] [C] [G][G] [C] [C] C/



Verse: There's a [C] dark [C] and a [F] troubled [F] side of [C] life [C] [C]
[C] There's a [C] bright [C] and a [C] sunny [C] side [G] too [G] [G]
[G] Though we [G] meet [G] with the [G] dark – [G] ness and [C] stri- [C]fe, [C]
[C] The [G] sunny [G] side we [G] a - [G] Iso may [C] view [C] [C] [C]

Chorus: [C] Keep [C] on the [C] sunny [C] side, [F] always [F] on the [F] sunny [F] side,
[C] Keep [C] on the [C] sunny [C] side of [G] life. [G] [G]
[G] It will [C] help us [C] every [C] day, [C] it will [F] brighten [F] all the [F] way,
[F] If we [C] keep [C] on the [G] sunny [G] side of [C] life. [C] [C]

Verse: [C] Oh, the [C] storm [C] and its [F] fury [F] broke to – [C] day, [C] [C]
[C] Crushing [C] hopes [C] that we [C] cherish so [G] dear. [G] [G]
[G] While the [G] storms [G] will in [G] time [G] pass a - [C] way. [C]
The [G] sun a - [G] gain will [G] shine [G] bright and [C] clear. [C] [C] [C]

Chorus

Verse: [C] Let us [C] greet [C] with a [F] song of [F] hope each [C] day. [C] [C]
[C] Though the [C] mo - [C] ment be [C] clou - [C] dy or [G] fair. [G] [G]
[G] Let us [G] trust [G] in our [G] Sa - [G] viour al - [C] ways, [C] [C]
[C] To [G] keep us, [G] every [G] one, [G] in His [C] care. [C] [C] [C]

Chorus

Outro Tag: [F] If we [C] keep [C] on the [G] sunny [G] side of [C] life. [C] C/

FOREVER YOUNG

Bob Dylan, 1973

Arrangement by Lisa Kljaich – The Ukulele Fool – Full Tutorial https://youtu.be/EhF_NX5alp0

Strum: ↓ ↓↑ without a chord = start of another pattern C/ = single down strum

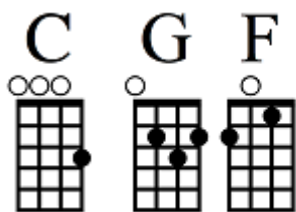
Starting vocal pitch – open C string

Intro : [C] [G] [C] C/

May God [C] bless and keep you /always, May your [F] wishes all come [C] true
 May you [C] always do for /others, And let [G] others do for /you
 May you [C] build a ladder /to the stars, And [F] climb on every [C] rung
 And may you [C] stay [G] forever [C] young, C/ may you [C] stay [G] forever [C] young C/

May you [C] grow up to be /righteous, May you [F] grow up to be [C] true
 May you [C] always know the /truth, And see the [G] lights surrounding /you
 May you [C] always be /courageous, Stand [F] upright and be [C] strong
 And may you [C] stay [G] forever [C] young, C/ may you [C] stay [G] forever [C] young C/

May your [C] hands always be /busy, May your [F] feet always be [C] swift
 May you [C] have a strong foun-/dation, When the [G] winds of changes /shift
 May your [C] heart always be /joyful, May your [F] song always be [C] sung
 And may you [C] stay [G] forever [C] young, C/ may you [C] stay [G] forever [C] young C/
Outro: Yes, may you [C] stay [G] forever [C] young C/



Each cell = 2 beats = 1 strum pattern

C	C	F	C
C	C	G	G
C	C	F	G
C	G	C	C/
C	G	C	C/

GHOST RIDERS IN THE SKY

By Stan Jones, 1948

Arrangement by Lisa Kljaich – The Ukulele Fool – Full Tutorial <https://youtu.be/ZuMYKqHpIR8>

Cowboy Strum - ↓ ↓↑ ↓ ↓↑ - only play G and C string on first ↓
Starting vocal pitch – Open E string

Intro – Am – 4x

An [Am] old cowpoke went riding out one [C] dark and windy day
Up [Am] on a ridge he rested as he [C] went along his way
When [Am] all at once a mighty herd of red-eyed cows he saw
A' [F] plowin' through the ragged skies and [Am] up a cloudy draw

Chorus - Yi-pi-yi-[C] ay, Yi-pi-yi- [Am] o
[F] Ghost riders in the [Am] sky

Their [Am] brands were still on fire and their [C] hooves were made of steel
Their [Am] horns wuz black and shiny and their [C] hot breaths he could feel
A [Am] bolt of fear went through him as they thundered through the sky
For [F] he saw the riders comin' hard and he [Am] heard their mournful cry

Chorus

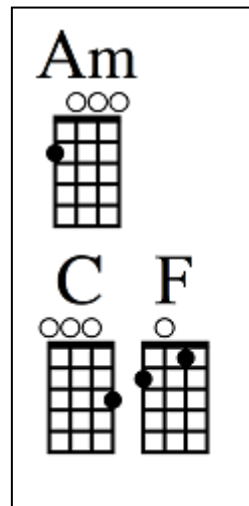
Their [Am] faces gaunt, their eyes were blurred, and [C] shirts all soaked with sweat
They're [Am] ridin' hard to catch that herd but [C] they ain't caught them yet
They've [Am] got to ride forever in that range up in the sky
On [F] horses snortin' fire, as they [Am] ride on, hear their cry

Chorus

As the [Am] riders loped on by him, he [C] heard one call his name
"If you [Am] want to save your soul from hell a [C] ' ridin' on our range"
"Then [Am] cowboy change your ways today or with us you will ride"
"A-[F] tryin' to catch the Devil's herd a -[Am] cross these endless skies."

Chorus

Outro - [F] Ghost riders in the [Am] sky [F] Ghost riders in the [Am] sky



BAD MOON RISING

By John Fogarty, 1969

Arrangement by Lisa Kljaich – The Ukulele Fool – Full Tutorial - <https://youtu.be/85qlX35al0s>

Verse Strum – Modified Island Strum with 4 down strums added

[C] ↓ ↓ ʹ ↑↑↑ | [G] ↓ ↓ [F] ↓ ↓ | [C] ↓ ↓ ʹ ↑↑↑ | [C] ↓ ↓ ʹ ↑↑↑ |

Chorus Strum – Island Strum, but the ending C is a modified Island Strum

Starting Vocal Pitch – open E string

Intro – play the verse strum -1x

[C] I see a [G] bad [F] moon [C] a-rising
[C] I see [G] trouble [F] on the [C] way
[C] I see [G] earth [F] quakes and [C] lightnin'
[C] I see [G] bad [F] times [C] today

Chorus:

[F] Don't go 'round tonight
It's [C] bound to take your life
[G] There's a [F] bad moon on the [C] rise

[C] I hear [G] hurri-[F] canes a-[C] blowing
[C] I know the [G] end is [F] coming [C] soon
[C] I fear [G] rivers [F] over [C] flowing
[C] I hear the [G] voice of [F] rage and [C] ruin

Chorus

[C] I hope you've [G] got your [F] things [C] together
[C] I hope you are [G] quite [F] prepared to [C] die
[C] Look's like [G] we're in for [F] nasty [C] weather
[C] One eye is [G] taken [F] for an [C] eye

[F] Oh don't go 'round tonight
It's [C] bound to take your life
[G] There's a [F] bad moon on the [C] rise

Repeat Chorus

Outro Repeat 2x [G] There's a [F] bad moon on the [C] rise

